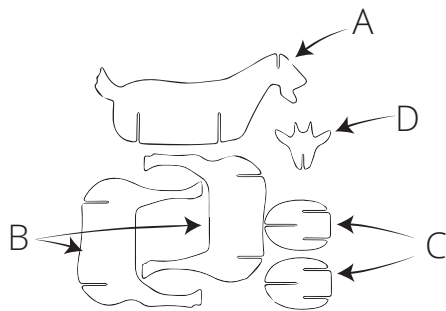



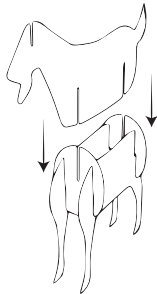
# GEIT

## WAT ZIT ER IN DE DOOS?

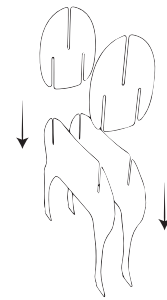
- 1x Lichaam A
- 2x poten B
- 2x Verbinding C
- 1x kop D



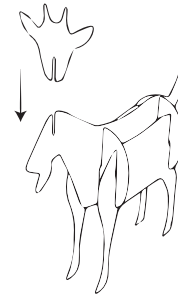
1. Controleer of je alle onderdelen hebt.



3. schuif lichaam A in de bovenste insneden van C



2. Zet beide poten B rechtop en plaats de verbinding C in de insneden.



4. Plaats kop D in de bovenste insnede van A